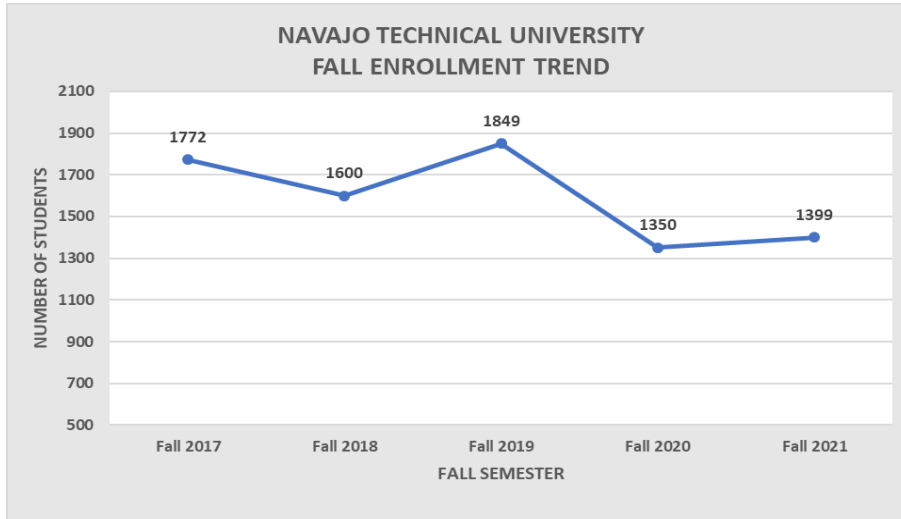
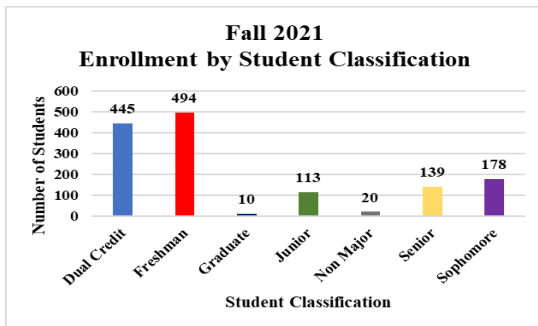
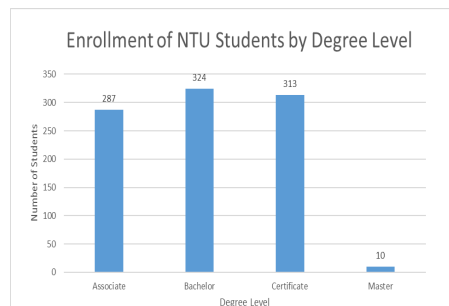
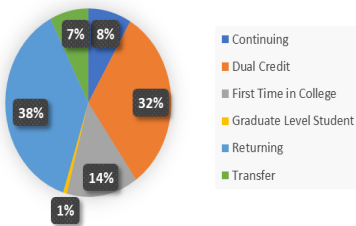


NAVAJO TECHNICAL UNIVERSITY FALL 2021 SEMESTER HIGHLIGHTS




Navajo Technical University's (NTU) Fall 2021 semester has seen an increase of enrollment since Fall 2020. Our highest enrollment was in Fall 2017 and Fall 2019 with the enrollment at 1,772 and 1,849 NTU Students. Some of the Fall 2021 semester highlight of our 1399 students are:

NTU Student Enrollment Status

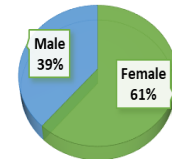


Student Status: *Dual HS Students* refers to students who are enrolled for college level courses while still enrolled in high school. *First Time In College students* refers to students who have never had a postsecondary education formerly (this will include previous Dual enrolled students who have officially graduated from high school). *Continuing students* are students who are continuing from the most recent fall/spring term. *Returning (readmit) students* are students who have attended NTU previously and are returning to continue their education. *Transfer students* are students who are transferring from another post-secondary institution.

96% of NTU STUDENTS ARE NATIVE AMERICANS.
38% OF NTU STUDENTS ARE ENROLLED AS FULL-TIME.
62% OF NTU STUDENTS ARE ENROLLED AS PART TIME.



FALL 2021 ENROLLMENT BY GENDER



Highest Fall 2021 Program Enrollment

Early Childhood Multicultural Ed., BA
Business Administration, BA
Nursing Assistant, Cert.
Welding, Cert.
General Studies, AA

Location (Campus & Site)	Number of Students
Chinle Site	176
Crownpoint Campus	727
Kirtland Site	8
Teec Nos Pos Site	12
Zuni Site	43
AZ Dual HS Enrollment	95
NM Dual HS Enrollment	334

OFFICE OF INSTITUTIONAL DATA & REPORTING
SHEENA BEGAY, DIRECTOR
SHEENA.BEGAY@NAVAJOTECH.EDU
FOR MORE INFORMATION: VISIT
[HTTP://WWW.NAJOTECH.EDU/ABOUT/INSTITUTIONAL-DATA-AND-REPORTING](http://WWW.NAJOTECH.EDU/ABOUT/INSTITUTIONAL-DATA-AND-REPORTING)



IT BEGINS FROM
WITHIN