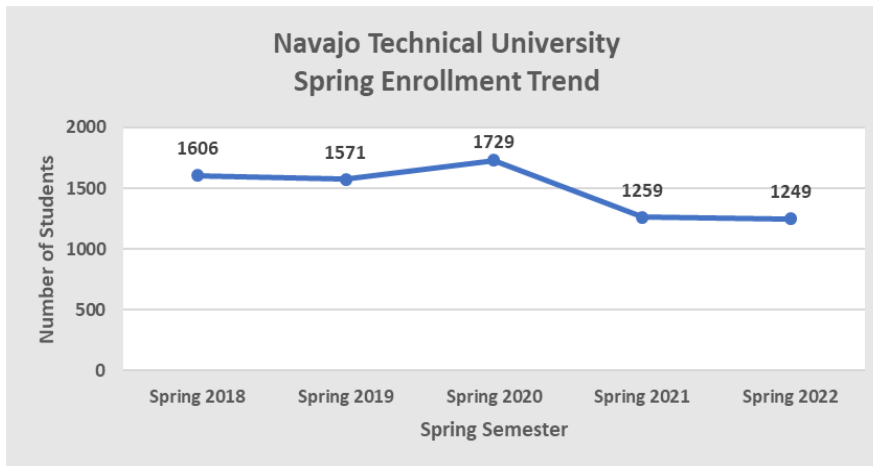


# Navajo Technical University

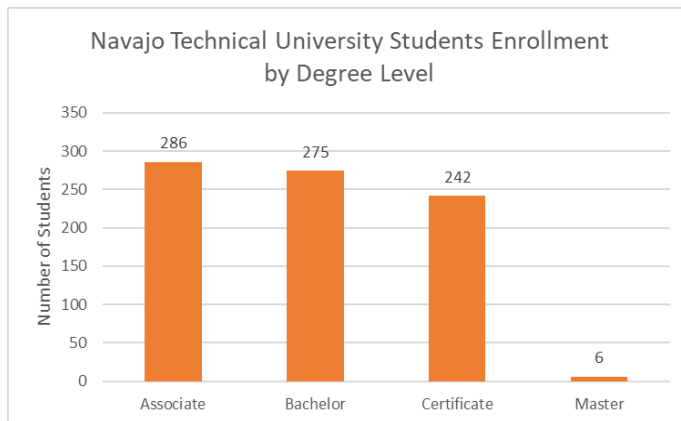
## Spring 2022 Semester Highlights



IT BEGINS FROM  
**WITHIN**



Navajo Technical University (NTU) Spring 2022 semester enrollment has seen a slight decrease from previous Spring semester. Spring 2018 and Spring 2020 had the highest enrollments with 1,606 and 1,729 students enrolled. Here are some of the highlights for our NTU students for Spring 2022.



**62% OF NTU SPRING ENROLLMENT ARE FEMALE STUDENTS.**

**38% OF NTU SPRING ENROLLMENT ARE MALE STUDENTS.**

Location (Campus & Site)	Number of Students
Chinle Site	171
Crownpoint Campus	572
Kirtland Site	8
Online	24
Teec Nos Pos Site	12
Zuni Site	48
AZ Dual Enrollment	106
MS Dual Enrollment	1
NM Dual Enrollment	307

**97% OF NTU STUDENTS ARE  
NATIVE AMERICAN.**

**87% OF THESE STUDENTS ARE  
FROM THE NAVAJO TRIBE.**



### Dual Enroll Students Profile:

#### High Schools with Highest Dual Enrollment:

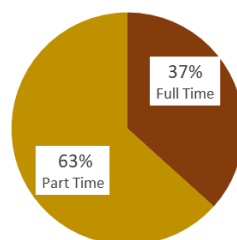
- Crownpoint High School: 21%
- Chinle High School: 7%
- Middle College High School: 7%
- Zuni High School: 6%
- Gallup High School: 4%
- Greyhills High School: 4%
- Tohatchi High School: 4%
- Other High School: 46%

Female: 55%    Male: 45%

### Highest Program Enrollment for Spring 2022

Early Childhood Multicultural Ed., BA  
Business Administration, BA  
Nursing Assistant, Cert.  
Welding, Cert.  
Administrative Office Specialist, AA

### Spring 2022 Enrollment by Full Time or Part Time



### OFFICE OF INSTITUTIONAL DATA & REPORTING

Sheena Begay, Director

Sheena.begay@navajotech.edu

Wanda Jimmie, Data Technician

wjimmie@navajotech.edu

FOR MORE INFORMATION: VISIT

[HTTP://WWW.NAVAJOTECH.EDU/ABOUT/  
INSTITUTIONAL-DATA-AND-REPORTING](http://www.navajotech.edu/about/institutional-data-and-reporting)